

# (·>papaki **HELP**

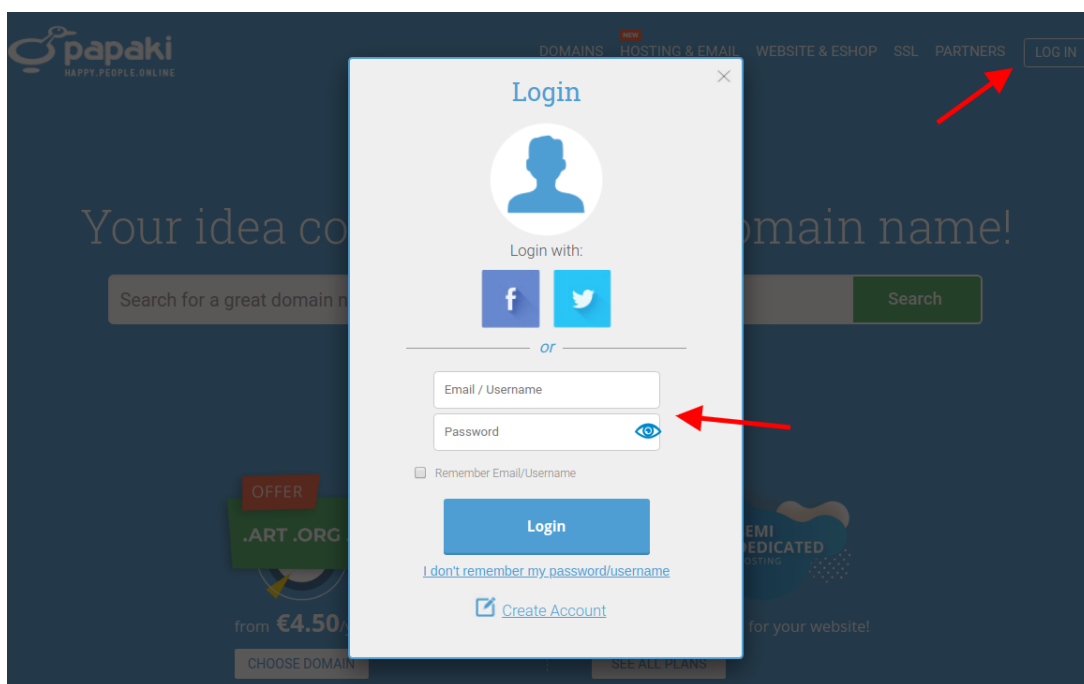
Knowledgebase > Papaki Panel > How can I activated my suspended hosting or email plan?

## How can I activated my suspended hosting or email plan?

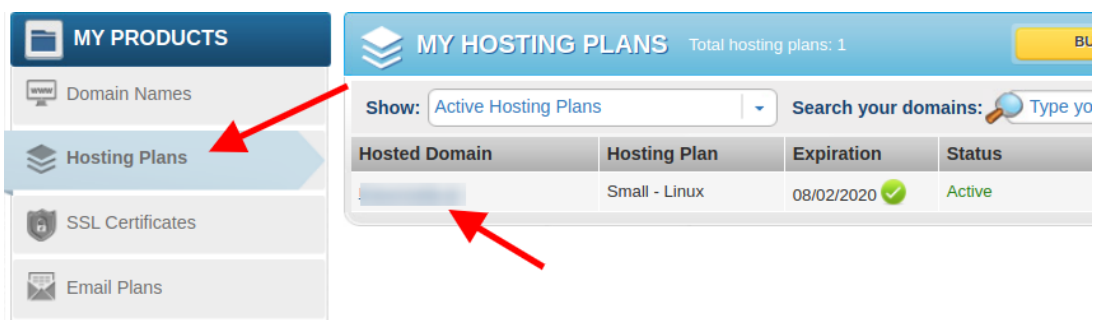
Alexandros Karagiannis - 2023-01-03 - Papaki Panel

In case your hosting plan is suspended and you want to disable the suspension you could follow this steps:

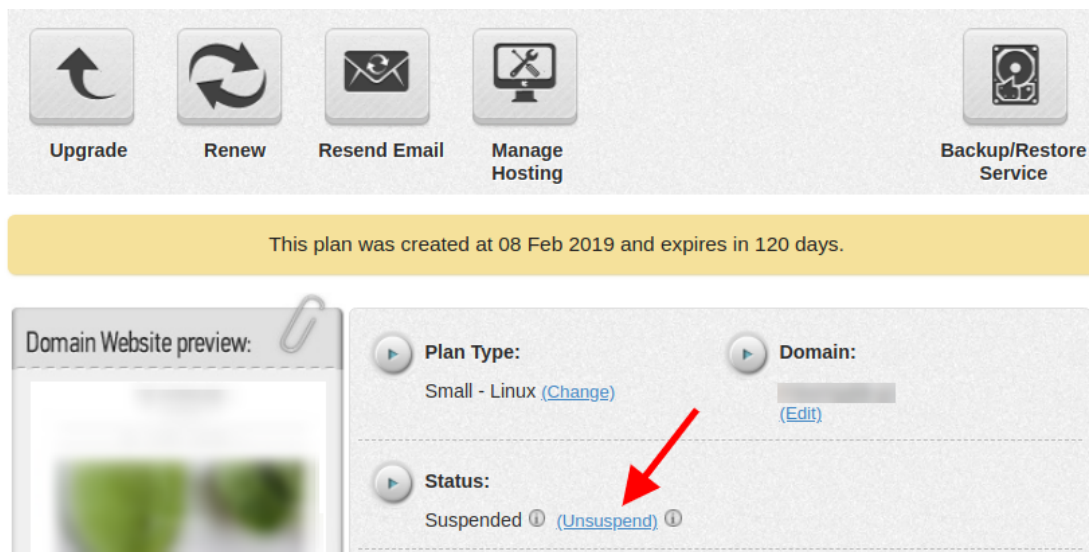
1. [Log into](#) your Papaki account.



2. From **My Products** list, select **Hosting plans** (or **Email Plans**) and click on your hosting plan.



3. On the **Status** field click on **Unsuspend**.



You can unsuspend your hosting plan up to 3 times every month through your Papaki account.

Once every day the automatic limit control mechanism of the server checks for the limits of your hosting plan.

In case your hosting has expired, exceeded the limits of disk space or traffic, the hosting plan gets suspended.

You may unsuspend your hosting plan immediately, following the above procedure until the next server check so that you are able to renew your hosting plan, delete disk space or upgrade your hosting depending on the situation.