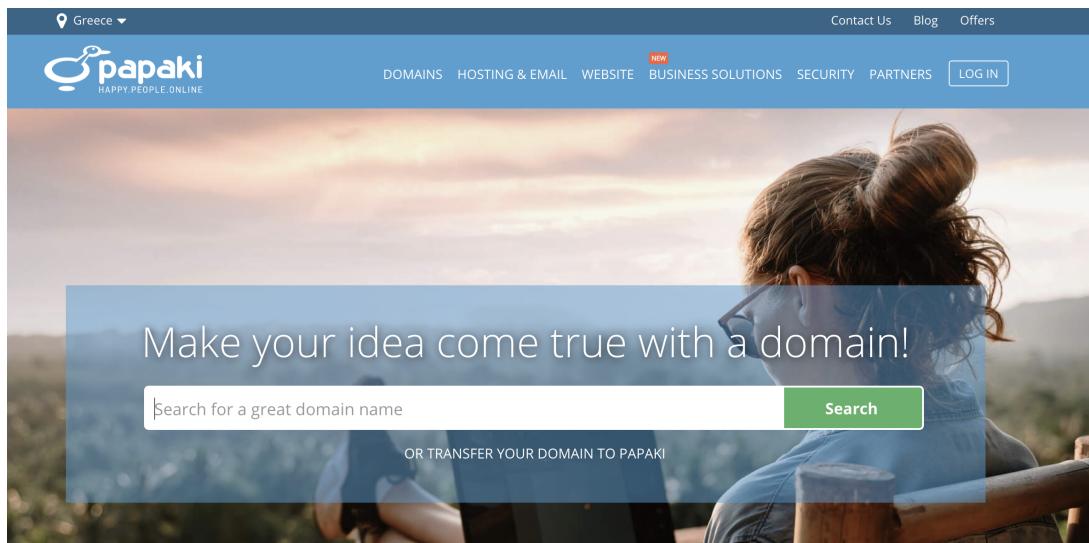


How do I create an account at Papaki

- 2022-11-25 - Papaki Panel



You can easily create an account at Papaki, either by following the procedure when buying services from Papaki or through the Sign Up page you will find on Papaki's homepage.

Click login on the topright of the page




Then click "Create Account" at the bottom of the pop up

Login with:

or


Email / Username

Password 

☐ Remember Email/Username

[Login](#)



[I don't remember my password/username](#)

 [Create Account](#)

Finally, fill in all necessary links and hit the "Create account" button.

New Account

Create account with:

or fill in the following fields

Email Address (Username):

Email 6 to 255 characters

Κωδικός Χρήστη (Password):


Password 8 to 16 chars

☐ Show Password

First Name:

Last Name:

Phone:

Greece(+30)  e.g. 2105555555

☐ I want to be informed by email on the latest offers and news of Papaki. (Approximately 1 email per month. You can remove your email from the recipient list at any time you wish.)